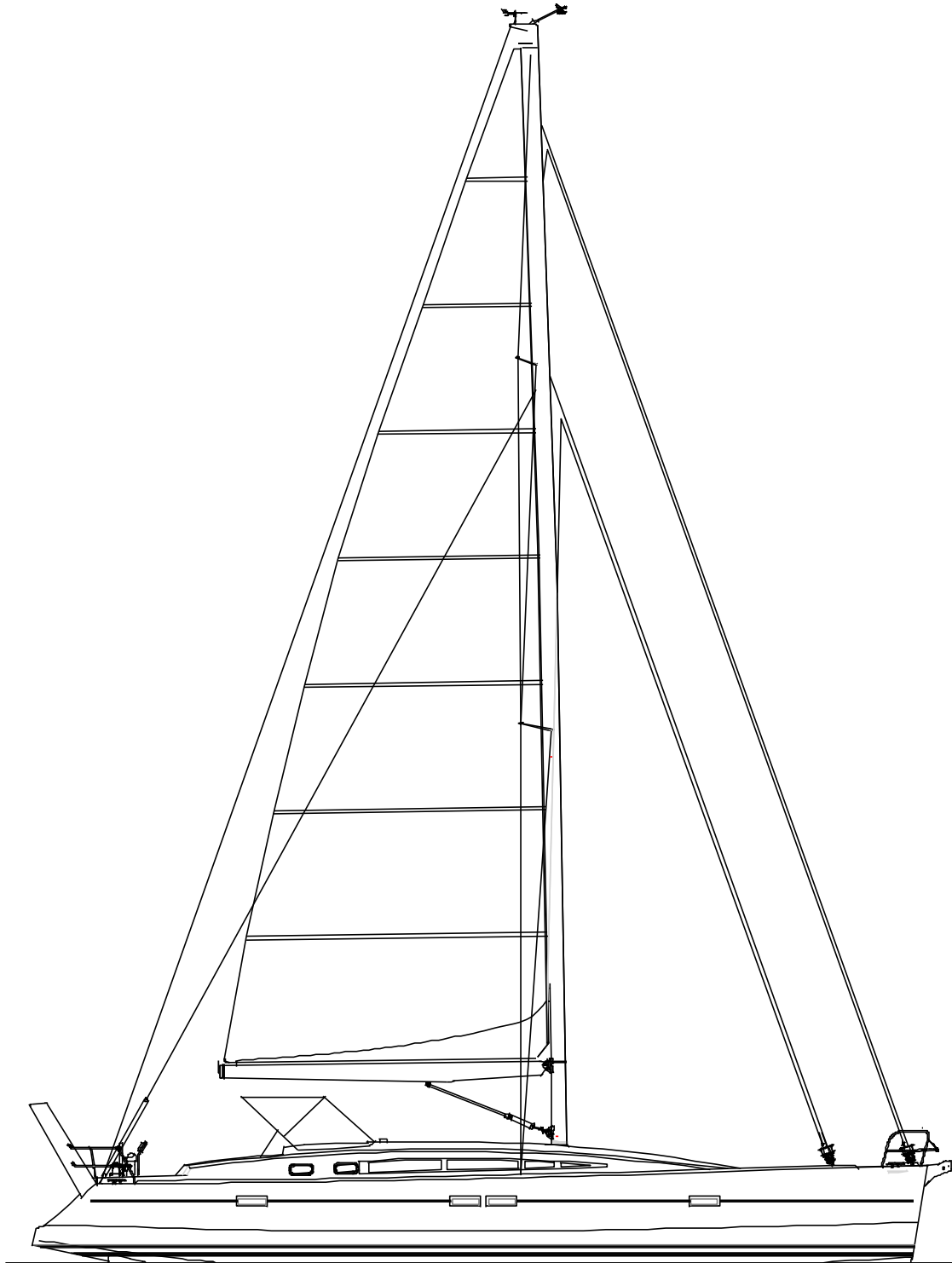
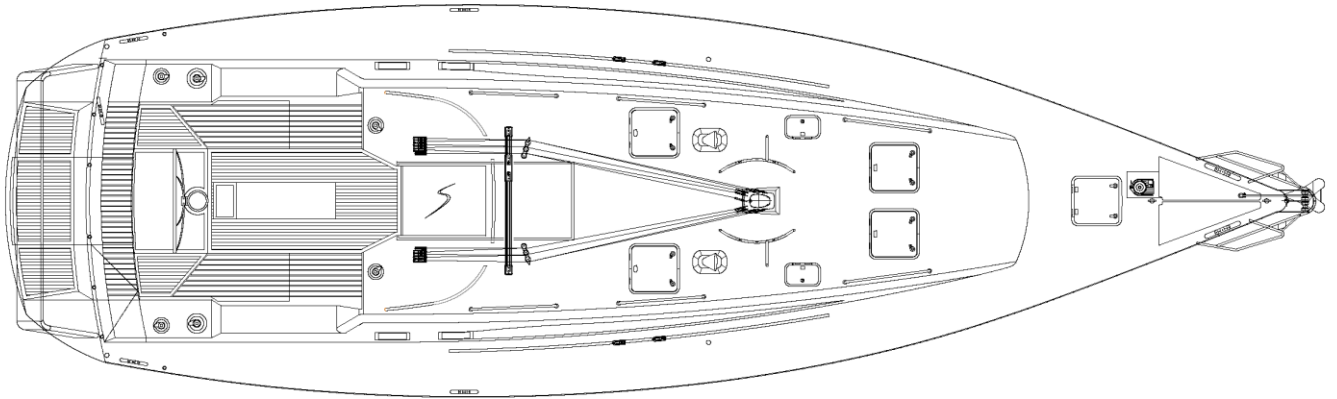


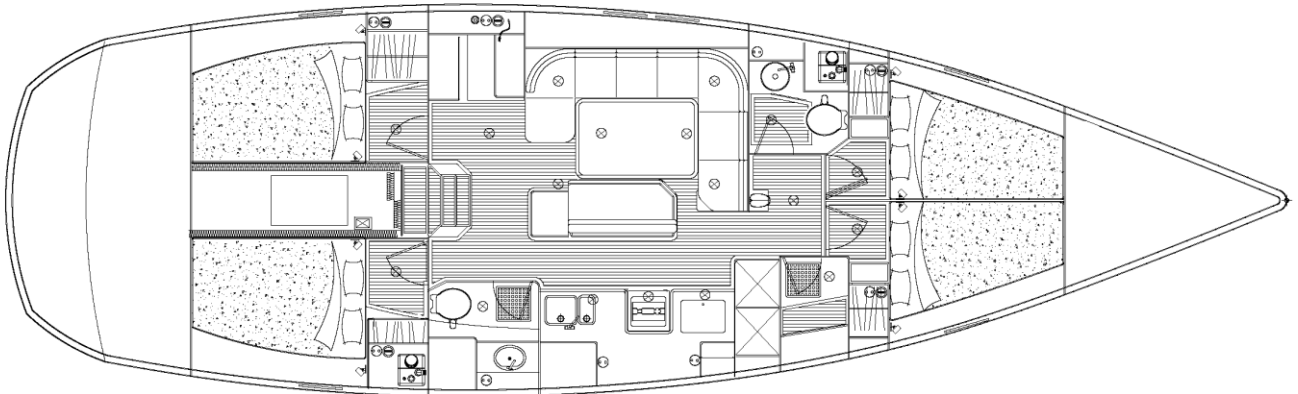
# Ovni 495



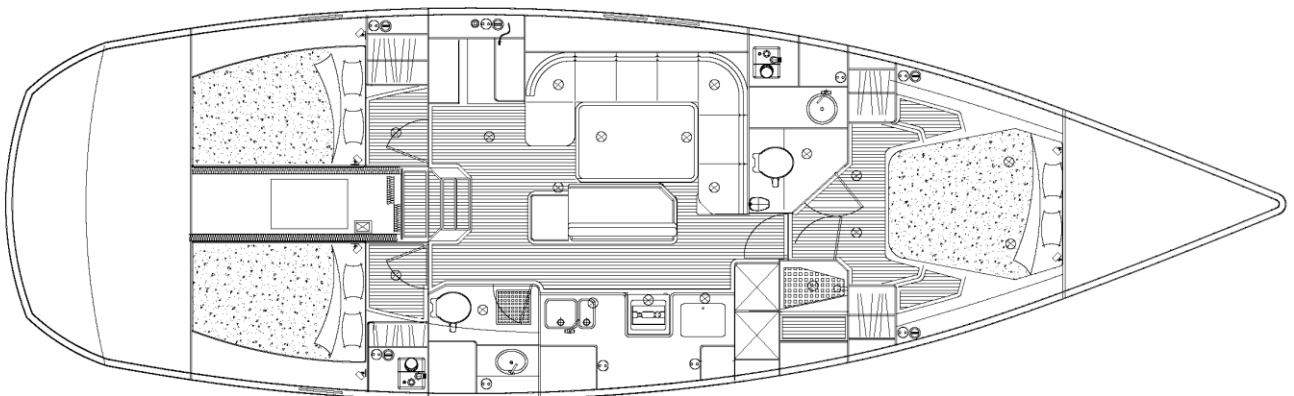
# STANDARD LAYOUTS



VERSION 4 CABINES



VERSION PROPRIETAIRE



# Standard DESCRIPTION and INVENTORY

## Owner 3 Cabins (standard)

## 4 Cabins (Option)

### I. GENERAL SPECIFICATIONS

- Architect	Philippe Briand
- Design category	A
- Materials	Aluminium 5083 H11 and 6060 T6 profiles 35 Gloss varnished vertical slab oak (option horizontal grain)
- Hull length $L_H$	14.68 m (48'2")
- Length on waterline $L_{WL}$	12.82 m (42')
- Maximum beam	4.50 m (14'9")
- Draught (min./max.)	0.95/2.85 m (3'1"/9'4")
- Air draught	20.70 m / 67'11" excluding superstructure
- Displacement (light/maximum load)	13,100 kg/ 17,220 kg (12 tons 2000 lb /16 tons 2123 lbs)
- Ballast	5,100 kg / (5 tons 44 lbs)
- Freshwater capacity	2 x 430 l (94 gal 5 pt)
- Fuel tanks	2 x 300 l (65 gal 8 pt)
- Blackwater tank	2 x 55 l (12 gal)
- Area upwind	95.5 m <sup>2</sup> ( $\cong$ 114 yd <sup>2</sup> )
- Mainsail area	51.0 m <sup>2</sup> ( $\cong$ 61 yd <sup>2</sup> )
- Genoa area	67.0 m <sup>2</sup> ( $\cong$ 80 yd <sup>2</sup> )
- Staysail area	32.0 m <sup>2</sup> ( $\cong$ 38 yd <sup>2</sup> )
- Spinnaker area	174 m <sup>2</sup> ( $\cong$ 208 yd <sup>2</sup> )
- Engines	Volvo D2-75 shaft line (75 hp 55kW)
- Maximum power allowed	110 hp (81 kW)

### II. DECK FITTINGS

- Exotic wood external woodwork
- Non slip paint on horizontal surfaces
- Anodised bow-plate with double bow rollers
- Aluminium toerails
- Self-bailing chain locker, clench bolt
- Vertical electric windlass 1500W chain grab  $\varnothing$ 10 and gypsy
- Stainless steel Swedish-style anchor pulpit, LED bi-colour lights
- S/s aft pulpits with horseshoe buoy bracket and exotic wood outboard engine bracket.
- Sheathed double lifelines on s/s stanchions and gangway port on either side
- 2 bow mooring cleats 330 mm
- 2 stern mooring cleats 330 mm
- 2 midship spring cleats 330 mm
- 1 260 mm cleat with stern rollers on starboard side
- Anodised aluminium chain-plates with s/s bushing
- 1 sail locker hatch (575x575)
- 2 fore cabin locker hatches (575x575) with blind/ mosquito screen
- 2 hatches (500x500) with blind/ mosquito screen
- 2 forward shower and head compartment hatches (415x275) with blind/ mosquito screen
- 4 hatches on coaming (415x275) for aft cabins, aft shower room and chart table with curtains/mosquito screens
- 8 fixed hull portholes (600x150) with curtains
- 2 Plexiglas coachroof coaming with curtains
- 1 opening porthole in the cockpit (350x170) per aft cabin with curtain
- 1 self-supporting mainsheet track with traveller car adjustment per outhaul
- 2 genoa/staysail sheet tracks with 4 piston adjusted traveller cars
- Return sheet leads on winches

- 2 locking winch handles
- 2 58 AST genoa sheet winches
- 2 48 AST staysail sheet/spinnaker winches
- 2 44 AST halyard winches on coachroof
- 2 sheave boxes (x6) leading halyards and reefs back to the cockpit
- 6+5 cam clutches on coachroof for halyards, reefs, mainsheet
- 6 grab rails on coachroof
- Water, fuel, black water fillers on deck
- Skirt hot and cold water shower
- Engine ventilation grill on skirt
- Swim platform with s/s ladder and place to house liferaft
- Harness clip-in attachment points
- Aft arch for accessories with LED stern light and tender securing system
- Block + fairleads with cam clutch for genoa furler line feeders
- 2 aluminium dorade vent boxes on deck

### III. RIGGING

- Anodised aluminium mast installed on deck, 2 levels of swept back spreaders, 4 mast step to reach boom
- LED mooring and masthead navigation lamps, deck floodlight
- Anodised Aluminium boom fitted with outhaul and 3 reef lines leading back to cockpit
- Mast step with 9 blocks
- Genoa furling system
- 1 rigid boom down-haul with tackle
- S/s standing fractional rigging:
  - 1 forestay
  - 1 removable inner forestay
  - 2 backstays (1 backstay insulated on option)
  - 2 upper shrouds
  - 2 inter shrouds
  - 2 aft lower shrouds
- Running rigging
  - 1 mainsail halyard
  - 1 genoa halyard
  - 1 forestay halyard
  - 1 boom topping lift
  - 2 genoa sheets + 2 forestay sheets + 2 main sail sheets

### IV. SAILS

- Dacron cross-cut mainsail, 3 reefs, lazy bag and battens
- Furling Dacron cross-cut genoa, bag
- Cross cut Dacron staysail on snap hook, bag

### V. COCKPIT

- Large self-draining cockpit
- Slatted exotic wood bench seats, cockpit floor and synthetic teak skirt
- Coaming shelves with permanent ventilation of aft cabins
- Aluminium head for tiller, aluminium rudderstocks
- Leather sheathed Ø1100 steering wheel, compass, compass cover, stainless steel arch, controls and engine display
- 2 cockpit lockers that can be secured with restraint
- 2 lockers behind helm station
- Gas bottle locker on skirt with water runoff
- Manual bilge pump

- 1 opening porthole in the cockpit per aft cabin
- 2 hatches for emergency tiller
- Harness clip-in attachment points

## VI. COMPANIONWAY

- Smoked altuglass sliding companionway hatch
- Smoked altuglass companionway door in 2 sections with vents and stainless steel lock
- Exotic wood frame
- Companionway door storage
- Solid wood non-slip companionway steps
- Engine access under jack lifting companionway

## VII. NAVIGATION STATION

- Chart table with chart storage
- Navigator's seat with storage beneath
- Bookshelf and storage
- Electric control panel with 15 functions at 12V, 5 functions at 220V, 1 socket at 12V, 1 socket at 220V, 1 USB socket, leak tester, water and fuel gauge
- Electronics control panel
- 1 directional chart reading light + 1 LED spotlight

## VIII. SALOON

- Port side U-shaped settee and facing settee on centreboard casing
- Large storage space under seating
- Large fixed table serving as a double berth on option
- Upholstered foam cushions, 10cm thick + headboard
- Side shelf behind seating with storage space
- Upholstered lining on ceiling and wood + lining on hull sides
- Teak laminated soles with light-coloured stripes or dark wengé flooring
- Ventilation by hatch with blind/mosquito screen
- 2 fixed hull portholes ( $\cong 600 \times 150$ ) with curtains
- Plexiglas coachroof coaming with curtain
- 6 LED spotlights
- Aluminium pillar

## IX. GALLEY

- Long galley layout
- Formica worktop with solid wood fiddles
- Built-in s/s double bowl sink
- Pressurized hot and cold-water
- Seawater foot pump (with back up fresh water)
- Gimballed s/s two-burner stove with oven with s/s protection rail
- 12V refrigerator opening from above, 150 l
- 12V refrigerator opening from above, 80 l
- Storage cupboard under sink
- Dish cabinet with shelves and doors
- Shelf behind the stove with bottle rack
- Ventilation through opening deck hatch ( $\cong 500 \times 500$ ) with blind/mosquito screen
- Plexiglas coachroof coaming with curtains
- 3 LED spotlights, 2 sockets at 220V

## **X. FORE CABIN Owner**

- 1 double berth 200x150 cm
- 10cm thick upholstered mattress
- Storage lockers under berth head
- Ventilated hanging lockers
- Storage locker
- Locking door separating the cabin from the saloon and retaining hook to maintain it open
- Teak laminated soles with light-coloured stripes or dark wengé flooring
- Upholstered lining on ceiling and wood + lining on hull sides
- Ventilation through opening deck hatches (≅575x575) with blinds/ mosquito screens
- 8 fixed hull portholes (600x150) with curtains
- 4 spotlights, 2 LED directional reading lights, 1 USB socket

## **XI. FORWARD HEAD COMPARTMENT portside**

- Locking door separating cabin from saloon
- White laminated bulkheads
- Washbasin + hot and cold pressurized spray tap
- White laminated worktop, cabinet behind washbasin, mirror
- Inspection service hatch under washbasin
- Teak laminated soles with light-coloured stripes or dark wengé flooring
- Manuel pump toilet, black plastic water tank (55L)
- Ventilation through opening deck hatch (415x275) with blind/ mosquito screen
- 1 LED spotlights, 1 socket at 220V

## **XII. FORWARD SHOWER COMPARTMENT starboard**

- Locking door separating cabin from saloon
- White laminated bulkheads
- Thermostatic mixer tap on shower column
- 1 electric shower discharge pump
- Exotic wood shower grating
- Exotic wood seat

## **XIII. FORE CABINS portside and starboard (option)**

- Double berth 200x140 cm
- 10cm thick upholstered mattress
- Storage space under berth
- Ventilated hanging lockers
- Storage locker
- Locking door separating the cabin from the saloon and retaining hook to maintain it open
- Teak laminated soles with light-coloured stripes or dark wengé flooring
- Upholstered lining on ceiling and wood on hull sides
- Ventilation through opening deck hatch (575x575) with blind/ mosquito screen
- 1 fixed hull porthole (600x150) with curtains
- 1 spotlight, 2 LED directional reading lights, 1 USB socket

## **XIV. AFT CABINS portside and starboard**

- 1 double berth 200x140 cm
- 10cm thick upholstered mattress
- Storage under berth
- Storage locker with ventilated hanging locker
- Locking door separating the cabin from the saloon and retaining hook to maintain it open
- Side inspection hatch to engine
- Teak laminated soles with light-coloured stripes or dark wengé flooring

- Upholstered lining on ceiling and wood on hull sides
- Ventilation by opening porthole on coachroof (415x275) and cockpit (350x170) with curtains
- 1 fixed hull porthole (600x150) with curtains
- 1 spotlight, 2 LED directional reading lights, 1 USB socket
- Electric circuit breaker on port berth front

## **XV. AFT HEAD-SHOWER COMPARTMENT**

- Locking door separating the cabin from the saloon
- White laminated bulkheads
- Storage locker with mirror
- White laminated worktop, cabinet behind the washbasin
- Exotic wood shower grating
- Manuel pump toilet, black plastic water tank (55L)
- Washbasin + hot and cold pressurized spray tap
- 1 electric shower discharge pump
- Ventilation by opening porthole on coachroof (415x275)
- 1 LED spotlights, 1 socket at 220V

## **XVI. MECHANICS – ELECTRICITY**

- Volvo D2-75 shaft line, 75 hp insulated two-pole diesel engine
- Ø30 s/s shaft with Volvo rotary shaft seal and fixed three blade propeller, sacrificial anode
- Soundproof ventilated engine compartment
- 3 AGM service batteries (130Ah) + 1 engine battery (70 Ah)
- battery charger (60A) and 120A load distributor
- 40 L water heater, 220V supply and via engine heat exchanger
- 2 automatic electric bilge pumps with switch on control panel

## **XVII. CENTREBOARD AND RUDDER**

- Hydraulic command for lifting and lowering centreboard with position indicator
- Safety release in case rudder touches ground
- Electric control at helm station
- Helm station in cockpit
- Twin aluminium rudders

Alubat Chantier Naval regularly improves its models thanks to feedback from customers and the developments made by its teams. The specifications in this document are not binding and ALUBAT reserves the right to update them without notice.



**ALUBAT CHANTIER NAVAL**  
**ZI Les Plesses – 42 avenue Louis Bréguet**  
**85180 Le Château d’Olonne - France**

Tel: +33 (0)6 51 21 08 02

Email: [info@alubat.com](mailto:info@alubat.com)

Limited company with a registered capital of 680,000 Euros  
 RCS La Roche sur Yon 7999089 750

**[www.alubat.com](http://www.alubat.com)**