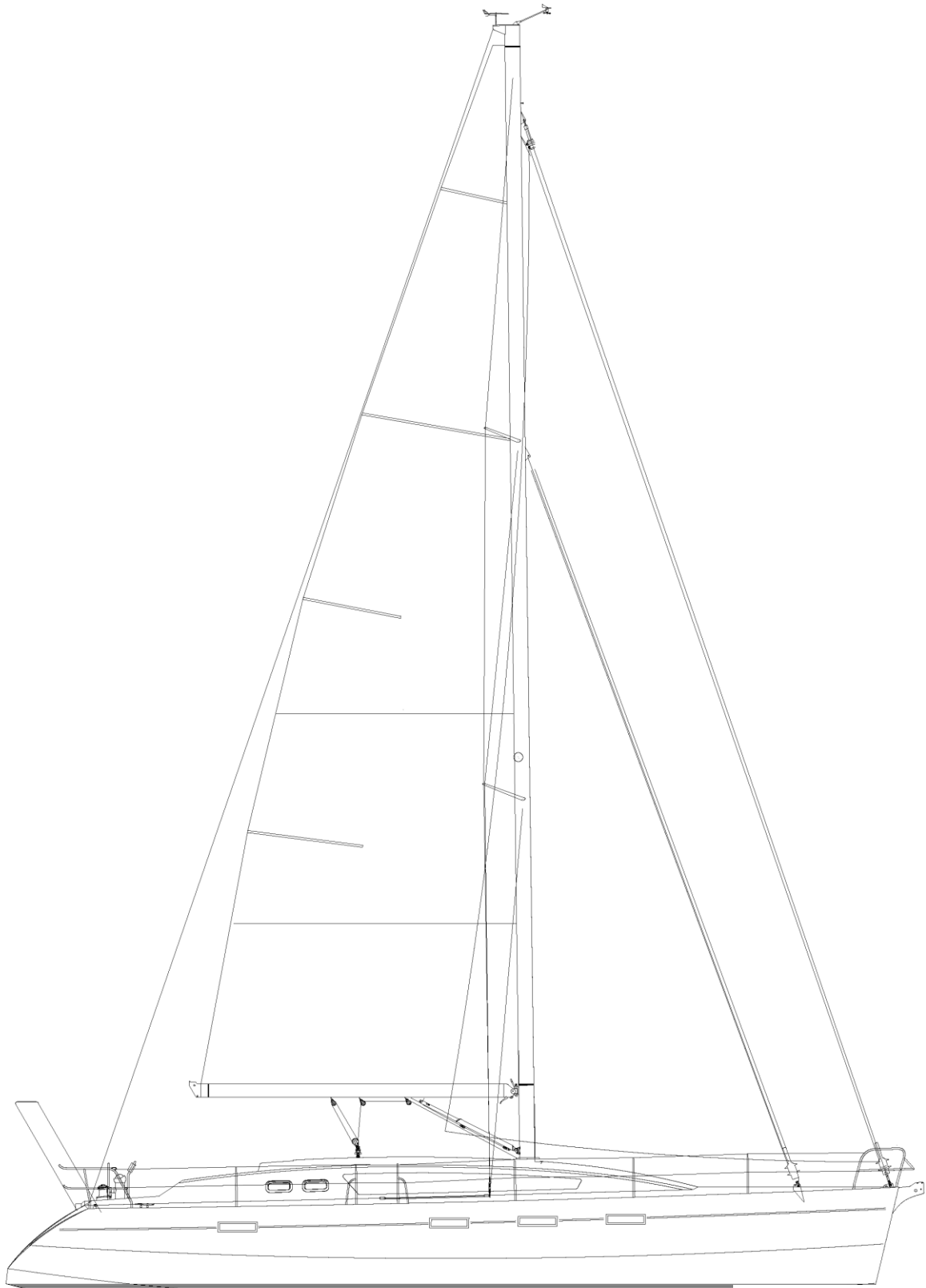
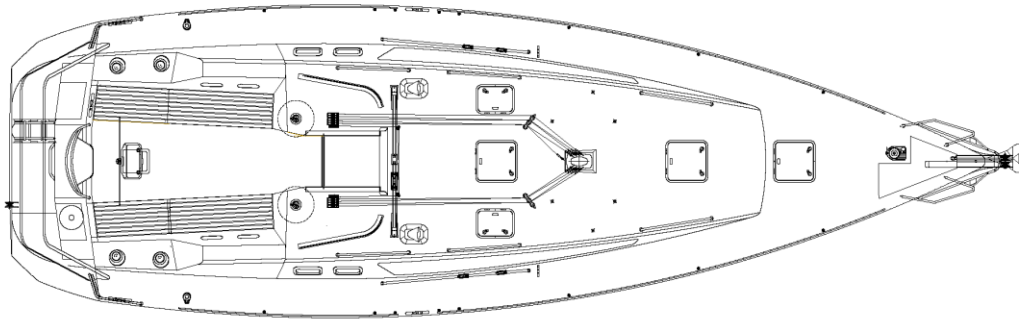


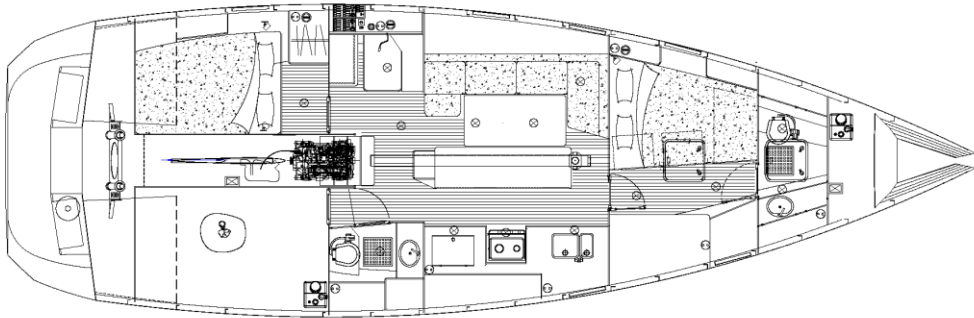
Ovni 445



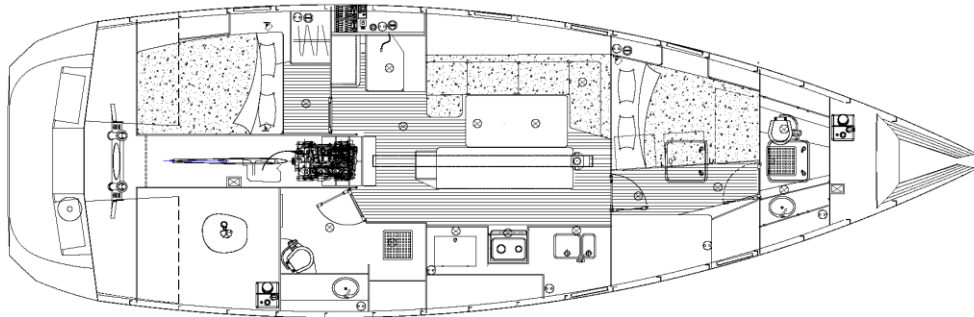
Ovni 445



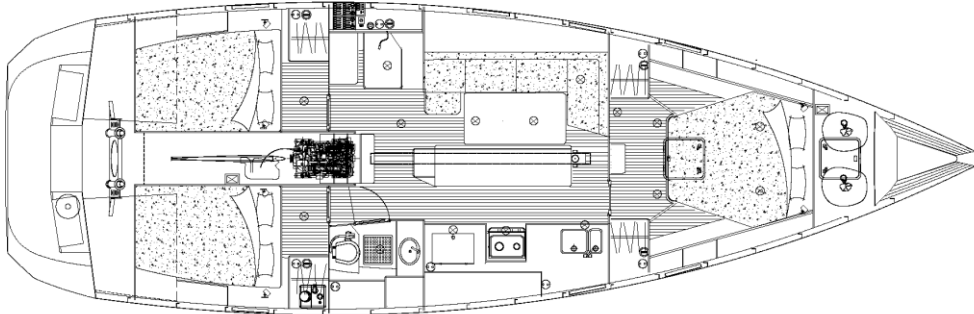
VERSION STANDARD



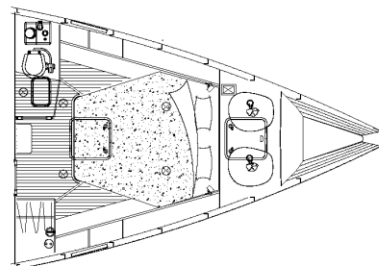
VERSION 2 CABINES, GRANDE SALLE D'EAU (Option)



VERSION 2 CABINES ARRIERES ET CABINE AVANT PROPRIETAIRE (Option)



CABINE AVANT PROPRIETAIRE AVEC CABINET DE TOILETTE (Option)



Standard DESCRIPTION and INVENTORY

2 Cabins + 2 Heads (standard)

I. GENERAL SPECIFICATIONS

- Architect	Marc Lombard
- Design category	A – 6 persons
- Materials	Aluminium 5083 H111 and 6060 T6 profiles 35 Gloss varnished vertical grain oak (option horizontal grain)
- Hull length L_H	13.80 m (45'3")
- Length on waterline L_{WL}	12.66 m (41'6")
- Maximum beam	4.29 m (14')
- Draught (min./max.)	1.05/2.90 m (3'5"/9'6")
- Air draught	19.50 m (63'11") excluding aerials
- Displacement (light/maximum load)	11,550 kg/ 14,550 kg (11 tons 823 lb /14 tons 717 lb)
- Ballast	3,725 kg / (3 tons 1492 lb)
- Freshwater capacity	540 l (118 gal 6 pt)
- Fuel tanks	2 x 250 l (54 gal 7 pt)
- Blackwater tank	2 x 55 l (12 gal)
- Sail area upwind	95.5 m ² (114 yd ²)
- Mainsail area	43.5 m ² (52 yd ²)
- Genoa area	52 m ² (62 yd ²)
- Staysail area	25 m ² (30 yd ²)
- Spinnaker area	135 m ² (≅161 yd ²)
- Engine	Volvo D2-50 shaft drive (36.5 kW)
- Maximum power allowed	75 hp (55 kW)

II. DECK FITTINGS

- Exotic wood external woodwork
- Non slip paint on horizontal surfaces
- Anodised bow-plate with double bow rollers
- Painted aluminium toerails
- Self-draining chain locker, cable clinch
- Vertical electric windlass 1000W chain grab Ø10 and gypsy
- Stainless steel Swedish-style anchor pulpit, LED navigation lights
- S/s aft pulpits with horseshoe buoy bracket and exotic wood outboard engine bracket
- Sheathed double lifelines on s/s stanchions and side opening gates
- 2 bow mooring cleats 330 mm
- 2 stern mooring cleats 330 mm
- 2 midship spring cleats 330 mm
- 1 260 mm cleat with stern roller on starboard side
- Anodised aluminium chain-plates with s/s bushes
- 1 fore cabin hatch (575x575) with blind
- 1 saloon hatch (575x575) with blind
- 2 saloon/heads hatches (450x320) with curtain
- 4 hatches on coaming (415x275) for heads, aft cabin and chart table with curtains
- 6 fixed hull portholes (500x220) with curtains on rails (7 in 3 cabin version)
- 2 Plexiglas coachroof coaming with curtains
- 1 opening porthole in the cockpit (350x170) per aft cabin with curtain
- 1 self-supporting mainsheet track, adjustable traveller with tackle
- 2 genoa/staysail sheet tracks with 4 piston adjustable traveller cars

- Return sheet leads on winches
- 2 locking winch handles
- 2 54 AST genoa sheet/spinnaker winches
- 2 46 AST staysail sheet/spinnaker winches
- 2 40 AST halyard winches on coachroof
- 2 sheave boxes (x6) leading halyards and reefs back to the cockpit
- 6+5 cam clutches on coachroof for halyards, reefs, downhaul
- 6 grab rails welded on coachroof
- Water, fuel, black water deck fillers
- Hot and cold water shower on bathing platform
- Two engine ventilation grills on bathing platform
- Swim platform with s/s ladder and liferaft storage
- Harness clip-in attachment points (companionway and helm station)
- Aft arch for accessories with LED stern light and attachment points for lifting dinghy
- Block + fairleads with cam clutch for genoa furler line feeders

III. RIGGING

- Anodised aluminium deck stepped mast, double swept aft spreaders, 4 mast steps to reach boom
- Anodised Aluminium boom fitted with outhaul and 3 reef lines leading back to cockpit
- Mast step/pod with 9 blocks
- LED mooring and masthead navigation lamps, halogen deck floodlight
- Genoa furling system
- 1 rigid boom vang with tackle
- S/s standing fractional rigging:
 - 1 forestay
 - 1 removable inner forestay
 - 2 backstays (option: 1 backstay insulated)
 - 2 upper shrouds
 - 2 inter shrouds
 - 2 aft lower shrouds
 - 2 running backstays
- Running rigging
 - 1 mainsail halyard
 - 1 genoa halyard
 - 1 forestay halyard
 - 1 boom topping lift
 - 2 genoa sheets + 2 forestay sheets + 2 main sail sheets

IV. SAILS

- Dacron cross-cut mainsail, 3 reefs, lazy bag and battens
- Furling Dacron cross-cut genoa, bag
- Cross cut Dacron staysail on snap hook, bag

V. COCKPIT

- Large self-draining cockpit
- Slatted exotic wood bench seats, exotic wood cockpit floor and bathing platform
- Coaming lockers
- Aluminium head for tiller, aluminium rudderstocks
- Leather sheathed Ø1100 steering wheel, compass, compass cover, stainless steel arch, engine controls and display
- Gas bottle locker on bathing platform with drain
- 2 locking cockpit lockers
- Manual bilge pump
- 1 opening porthole in the cockpit per aft cabin

- 2 trapdoors for emergency tiller
- Harness clip-in attachment points

VI. COMPANIONWAY

- Smoked Plexiglas sliding companionway hatch
- Smoked Plexiglas 2 part washboards with vents and stainless steel lock
- Exotic wood frame
- Solid wood non-slip companionway steps
- Engine access under companionway steps on gas struts
- Headroom: 2.02 m

VII. NAVIGATION STATION

- Chart table with chart storage
- Slatted navigator's seat with storage beneath
- Bookshelf and storage
- Electric control panel with 15 functions at 12V, 5 functions at 220V, 1 12V socket, 1 220V socket, 1 USB socket, leak meter, water and fuel gauge
- 1 directional chart reading light + 1 LED spotlight

VIII. SALOON

- Port side U-shaped bench seat and bench seat opposite on centreboard casing
- Large storage space under seating
- Large fixed table: optional double berth conversion
- Upholstered foam cushions, 12cm thick + backrests
- Shelf behind seating with storage space
- Vinyl lining on ceiling and wood + lining on hull sides
- Teak and holly laminate or dark wengé flooring
- Ventilation by 2 saloon hatches (525x395) with blinds
- 2 fixed hull portholes (500x220) with curtains
- Plexiglas coachroof coaming window with curtains
- 4 LED spotlights
- Aluminium mast support
- Headroom: 2.02 m

IX. GALLEY

- Linear galley
- Formica worktop with solid wood fiddles
- Built-in s/s double bowl sink
- Pressurised hot and cold-water
- Seawater foot pump (with fresh water switchover)
- Gimballed s/s two-burner stove with oven with s/s protection rail
- 12V refrigerator, top access, 180 l
- Storage cupboard under sink
- 2 crockery storage locker with 2 shelves
- Shelf behind the stove with bottle storage
- Ventilation through opening deck hatch (415x275) with blind
- Plexiglas coachroof coaming window with curtains
- 3 LED spotlights, 2 sockets at 220V
- 1 fixed hull porthole (500x220) with curtains
- Headroom: 1.96 m

X. FORWARD CABIN (Standard)

- 1 double berth 200x150/100 cm on portside
- 12cm thick upholstered mattress
- Storage lockers under berth
- Ventilated hanging lockers
- Storage locker
- Locking door separating cabin from saloon with retaining hook
- Teak and holly laminate or dark wengé flooring
- Vinyl lining on ceiling and wood + lining on hull sides
- Ventilation through opening deck hatch (575x575) with blind
- 2 fixed hull portholes (500x220) with curtains
- 2 spotlights, 2 LED adjustable reading lights, 1 USB socket
- Headroom: 2.06

XI. OWNER FORE CABIN (optional)

- 1 double berth 200x155 cm
- 12cm thick upholstered mattress
- Storage lockers under berth
- 2 ventilated hanging lockers
- Storage locker
- Locking door separating cabin from saloon with retaining hook
- Teak and holly laminate or dark wengé flooring
- Vinyl lining on ceiling and wood on hull sides
- Ventilation through opening deck hatch (575x575) with blind
- 2 fixed hull portholes (500x220) with curtains
- 2 spotlights, 2 LED adjustable reading lights, 1 USB socket
- Headroom: 2.06

XII. FORWARD HEAD AND SHOWER COMPARTMENT

- Separating door to cabin
- White laminate bulkheads
- White laminate worktop, cabinet behind the washbasin
- Mirror
- Exotic wood shower grating
- Manuel pump toilet, plastic holding tank (55L)
- Washbasin + hot and cold pressurised spray tap/shower head
- 1 electric shower discharge pump
- Ventilation through opening deck hatch (575x575) with blind
- 2 LED spotlights, 1 220V socket
- Headroom: 1.87m

XIII. AFT CABINS (3 cabin version, optional)

- 1 removable double berth 200x140 cm (both cabins) for access to engine compartment
- 12cm thick upholstered mattress
- Storage under berth
- Storage locker with ventilated hanging locker
- Locking door separating cabin from saloon with retaining hook
- Side engine inspection hatch in each cabin
- Teak and holly laminate or dark wengé flooring
- Vinyl lining on ceiling and wood on hull sides
- Ventilation by opening porthole on coachroof (415x275) and cockpit (350x170) with curtains
- 1 fixed hull porthole (500x220) with curtains

- 1 spotlights, 2 LED adjustable reading lights, 1 USB socket
- Electric circuit breaker on port berth front
- Headroom: 1.98 m

XIV. AFT HEAD-SHOWER COMPARTMENT

- Locking door separating the cabin from the saloon
- White laminate bulkheads
- Storage locker with mirror
- White laminate worktop, cabinet behind the washbasin
- Engine inspection hatch and door to aft sail locker (2 cabin version)
- Separate shower (2 cabin version)
- Exotic wood shower grating
- Manuel pump toilet, plastic holding tank (55L)
- Washbasin + hot and cold pressurised spray tap
- 1 electric shower discharge pump
- Ventilation by opening porthole on coachroof (415x275)
- 2 LED spotlights, 1 220V socket
- Headroom: 1.94 m

XV. STORAGE LOCKER (2 cabin version)

- Storage locker located starboard of companionway
- Door to heads compartment
- Flooring
- Neon light

XVI. MECHANICS – ELECTRICITY

- Volvo D2-50 shaft drive, 50 hp insulated two-pole diesel engine
- Ø30 s/s shaft with Volvo rotary shaft seal and RH 17x16 fixed three blade propeller, sacrificial anode
- Soundproof ventilated engine compartment
- 3 AGM service batteries \cong 130Ah + 1 engine battery 70 Ah
- Battery charger (60A) and 120A load distributor
- 40 l water heater, 220V supply and via engine heat exchanger
- 1 automatic electric bilge pump with switch on control panel

XVII. CENTREBOARD AND RUDDERS

- Hydraulic command for lifting and lowering centreboard with position indicator
- Safety release in case rudders ground
- Helm station in cockpit with twin rudders

Alubat Chantier Naval regularly improves its models thanks to feedback from customers and the developments made by its teams. The specifications in this document are not binding and ALUBAT reserves the right to update them without notice.



ALUBAT CHANTIER NAVAL
ZI Les Plesses – 42 avenue Louis Bréguet
85180 Le Château d’Olonne – France

Tel: +33 (0)6 51 21 08 02

Email: info@alubat.com

Limited company with a registered capital of 680,000 Euros
 RCS La Roche sur Yon 7999089 750

www.alubat.com