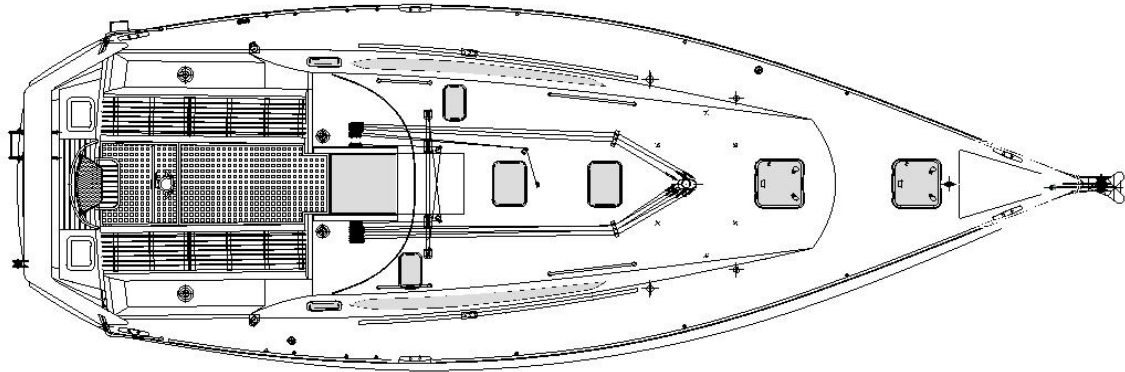
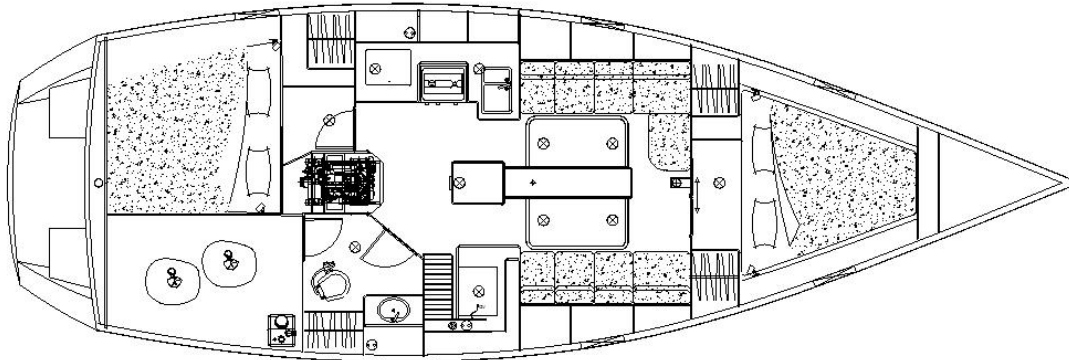


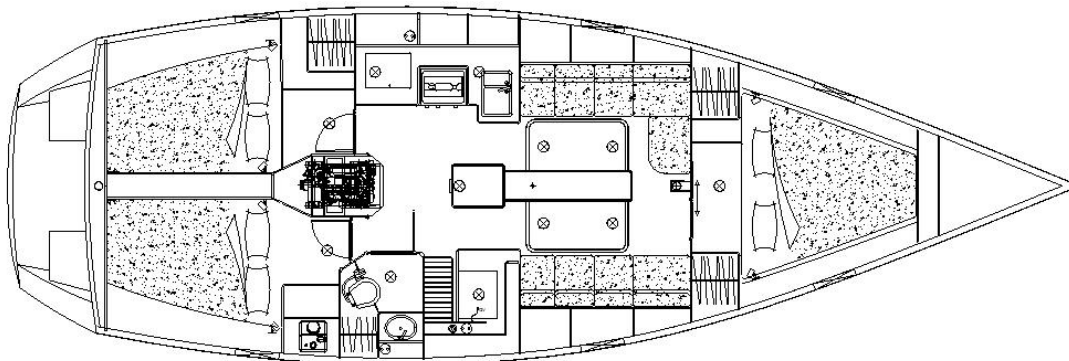
Ovni 395



STANDARD VERSION



3 CABIN VERSION



Standard DESCRIPTION and INVENTORY

2 Cabins + 1 Heads (standard)

3 Cabins + 1 Heads (Option)

I. GENERAL SPECIFICATIONS

- Architect	Philippe Briand
- Design category	A
- Materials	Aluminium 5083 H111 and 6060 T6 profiles 35 Gloss varnished vertical grain oak (option horizontal grain)
- Hull length L_H	12.77 m (41'11")
- Length on waterline M_{oc}	11.19 m (36'9")
- Maximum beam	4.11 m/ (13'6")
- Draught (min./max.)	0.6 / 2.10 m (2'/6'11")
- Air draught	16.6 m (54'5") excluding aerials
- Displacement (light/maximum load)	10,000 kg/ 12,400 kg
- Ballast	3,300 kg
- Freshwater capacity	430 l
- Fuel tanks	250 l
- Blackwater tank	55 l
- Area upwind	79 m ²
- Mainsail area	34 m ²
- Genoa area	45 m ²
- Staysail area	14 m ²
- Spinnaker area	115 m ²
- Engines	Volvo D2-50 shaft drive (36.5 kW)
- Maximum power allowed	50 hp (34 kW)

II. DECK FITTINGS

- Exotic wood external woodwork
- Non slip paint on horizontal surfaces
- Anodised bow-plate with double bow roller
- Painted aluminium toerails
- Self-draining chain locker
- Vertical electric windlass 1000W, Ø10 chain gypsy and drum
- Stainless steel Swedish-style anchor pulpit, LED port and starboard navigation lights
- Stainless steel aft pulpit in 3 sections with horseshoe buoy bracket, helm seat and exotic wood outboard engine bracket
- Sheathed double lifelines on s/s stanchions and side opening gates
- 2 bow mooring cleats 330 mm
- 2 stern mooring cleats 330 mm
- 2 midship spring cleats 330 mm
- 1 260 mm cleat with stern rollers on starboard side
- Anodised aluminium chain-plates with s/s bushes
- 1 fore cabin hatch (≅575x575) with curtain on rail
- 2 saloon hatches (≅525x395) with curtains on rails
- 1 galley/1 heads hatch (≅415x275) with curtains on rails
- 2 coaming hatches (≅415x275) in heads and aft cabin with curtains on rails
- 5 fixed hull portholes (≅500x220) with curtains on rails (6 in 3 cabin version)
- 2 Plexiglas coachroof coaming windows with curtains on rail
- 1 opening porthole in the cockpit (≅350x170) per aft cabin with curtain on rail
- 1 self-supporting mainsheet track, adjustable traveller with tackle
- 2 genoa/staysail sheet tracks with 4 piston adjustable traveller cars
- 2 locking winch handles

- 2 48 AST genoa sheet winches
- 2 30 AST halyard winches on coachroof
- 2 sheave boxes (x6) leading halyards and reefs back to the cockpit
- 7+6 jammers / cleats on coachroof for mainsheet, halyards and travellers, reef and centreboard manoeuvring lines
- 4 grab rails welded on coachroof
- Water, fuel, black water deck fillers
- Bathing platform hot and cold water shower
- Engine ventilation grill on bathing platform
- Bathing platform with s/s ladder and liferaft storage
- 2 harness attachment points (companionway and helm station)
- Aft arch for accessories with LED stern light and 2 attachment points for lifting dinghy
- Block + fairleads with jammer / cleat for genoa furler line

III. RIGGING

- Anodised aluminium deck stepped mast, double swept aft spreaders, 4 folding mast steps to reach the boom
- LED mooring and masthead navigation lamps, halogen deck floodlight
- Genoa furling system
- 1 Rigid boom vang with tackle
- S/s standing fractional rigging:
 - 1 forestay
 - 1 removable inner forestay
 - 2 backstays (optional: 1 backstay insulated)
 - 2 upper shrouds
 - 2 inter shrouds
 - 2 aft lower shrouds
 - 2 running backstays
- Running rigging
 - 1 mainsail halyard
 - 1 genoa halyard
 - 1 staysail halyard
 - 1 boom topping lift
- Anodised aluminium boom fitted with outhaul and 3 reef lines leading back to cockpit
- 2 genoa sheets + 2 staysail sheets
- Mast step/pod with 9 blocks

IV. SAILS

- Dacron cross-cut mainsail, 3 reefs, bag and battens
- Furling Dacron cross-cut genoa, bag
- Cross cut Dacron staysail on snap hook, bag

V. COCKPIT

- Large self-draining cockpit
- Slatted exotic wood bench seats, cockpit floor in synthetic teak
- Coaming compartments
- Aluminium head for tiller, aluminium rudderstock,
- Ø1000 steering wheel, compass, compass cover, stainless steel hoop / hand rail, engine control and display
- 2 watertight lockers on bathing platform, out of which 1 for gas bottle
- 2 watertight cockpit lockers with restraint, manual bilge pump
- 1 opening porthole in the cockpit per aft cabin
- Storage for the washboard

VI. COMPANIONWAY

- Smoked plexi sliding companionway hatch
- Smoked plexi washboards with vents and stainless steel lock
- Exotic wood frame
- 2 s/s leather wrapped grab rails
- Solid wood non-slip companionway steps
- Removable companionway steps to access engine
- Headroom: 1.98 m

VII. NAVIGATION STATION

- Chart table with chart storage
- Slatted navigator's seat with storage beneath
- Bookshelf and storage
- Electric control panel with 10 functions at 12V, 5 functions at 220V, 1 220V socket, 1 USB socket, leak meter, water and fuel gauge
- Panel with pre cabling to install electronic instruments
- 1 adjustable chart reading light + 1 LED spotlight

VIII. SALOON

- Port side L-shaped settee and settee opposite
- Storage space under seating
- Large table with 2 flaps on centreboard case, optional double berth conversion
- Upholstered foam cushions, 12 cm thick + backrests
- Shelf behind seating with storage space
- Bookshelves to port and starboard sides
- Head lining and wooden lining to hull sides
- Teak and holly laminate flooring
- Ventilation by 2 saloon hatches ($\cong 525 \times 395$) with curtains on rails
- 2 fixed hull portholes ($\cong 500 \times 220$) with curtains on rails
- 2 plexiglas coachroof coaming windows with curtains on rails
- 5 LED spotlights
- Aluminium mast support
- Headroom: 1.98 m

IX. GALLEY

- L-shaped galley
- White laminate worktop with solid wood fiddles
- Built-in s/s double bowl sink
- Pressurised hot and cold-water
- Seawater foot pump
- Gimballed s/s two-burner stove with oven with s/s protection rail
- 12V top opening refrigerator, 260 l
- Storage cupboard under sink
- 2 door crockery storage with 2 shelves
- Shelf behind the stove with bottle storage
- Ventilation through opening deck hatch ($\cong 415 \times 275$) with curtain on rail
- Plexiglas coachroof coaming window with curtain on rail
- 2 LED spotlights, 1 220V socket
- Headroom: 1.98 m

X. FORWARD CABIN (Standard)

- 1 double berth 200x200/80 cm
- 12 cm thick upholstered mattress
- Storage lockers under berth
- Ventilated hanging locker
- Storage locker
- Locking sliding door separating cabin from saloon with retaining hook
- Teak and holly laminate flooring
- Head lining and wooden lining to hull sides
- Ventilation through opening deck hatch ($\cong 575 \times 575$) with curtain on rail
- 2 fixed hull portholes ($\cong 500 \times 220$) with curtains on rails
- 1 spotlight, 2 adjustable LED reading lights, 1 USB socket
- Headroom: 1.85 m

XI. AFT PORT CABIN (Standard)

- 1 double berth 200x195/145 cm
- 12 cm thick upholstered mattress
- Storage under berth
- Storage locker with hanging locker
- Locking door separating cabin from saloon with retaining hook
- Inspection hatch to engine
- Teak and holly laminate flooring
- Head lining and wooden lining to hull sides
- Ventilation by opening porthole on coachroof ($\cong 415 \times 275$) and cockpit ($\cong 350 \times 170$) with curtain on rail
- 1 fixed hull porthole ($\cong 500 \times 220$) with curtain on rail
- 1 spotlight, 2 LED adjustable reading lights
- Electric circuit breaker on berth front
- Headroom: 1.90 m

XII. AFT CABINS (Option 3 cabin version)

- 1 double berth 200x150/100 cm
- 12 cm thick upholstered mattress
- Storage under berth
- Storage locker with hanging locker
- Locking door separating cabin from saloon with retaining hook
- Inspection hatch to engine
- Teak and holly laminate flooring
- Head lining and wooden lining to hull sides
- Ventilation by opening porthole on coachroof ($\cong 415 \times 275$) and cockpit ($\cong 350 \times 170$) with curtain on rail
- 1 fixed hull porthole ($\cong 500 \times 220$) with curtain on rail
- 1 spotlight, 2 LED adjustable reading lights
- Electric circuit breaker on port berth front
- Headroom: 1.90 m

XIII. AFT HEAD-SHOWER COMPARTMENT (Standard)

- Locking door separating cabin from saloon
- White laminate bulkheads
- Storage locker, wet locker
- White laminate worktop, cabinet behind the washbasin, mirror
- Inspection hatch to engine
- Exotic wood shower grating

- Manuel pump toilet, plastic holding tank (\cong 55L)
- Washbasin + hot and cold pressurised, combined tap/shower head
- 1 electric shower discharge pump
- Ventilation by opening porthole on coachroof (\cong 415x275)
- 2 LED spotlights
- Door to aft locker

XIV. AFT STORAGE LOCKER (Standard)

- Storage locker located starboard of companionway (accessed via heads compartment and from cockpit)
- Door to heads compartment
- Flooring
- 2 LED spotlights

XV. MECHANICS – ELECTRICITY

- Volvo D2-50 shaft drive, 50 hp two-pole insulated diesel engine
- \varnothing 30 s/s shaft with Volvo rotary shaft seal and RH 17x16 fixed three blade propeller, sacrificial anode
- Soundproof ventilated engine compartment
- 2 AGM service batteries \cong 90Ah + 1 engine battery \cong 70 Ah
- Battery charger (\cong 40A) and 120A load distributor
- 22 l water heater, 220V supply and via engine heat exchanger
- 1 automatic electric bilge pump with switch on control panel

I. CENTREBOARD AND RUDDER

- Tackle for centreboard lifting and lowering
- Hydraulic ram for rudder blade with manual pump in the aft cockpit locker
- Safety release valve in case rudder grounds

Alubat Chantier Naval regularly improves its models thanks to feedback from customers and the developments made by its teams. The specifications in this document are not binding and ALUBAT reserves the right to update them without notice



Tel: +33 (0)6 51 21 08 02

Email: info@alubat.com

Limited company with a registered capital of 680,000 Euros
RCS La Roche sur Yon 7999089 750

www.alubat.com

ALUBAT CHANTIER NAVAL
ZI Les Plesses – 42 avenue Louis Bréguet
85180 Le Château d'Olonne - France

