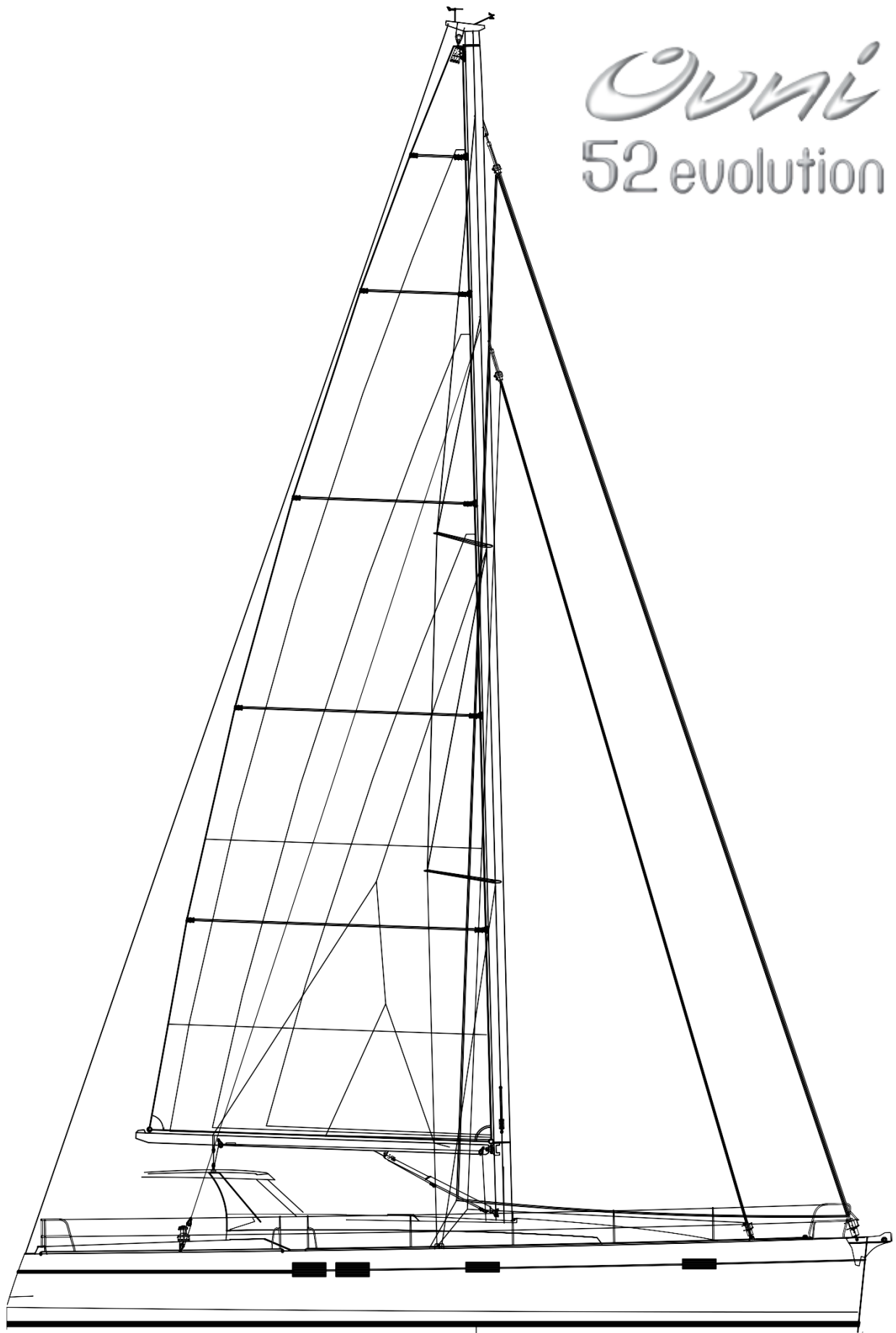
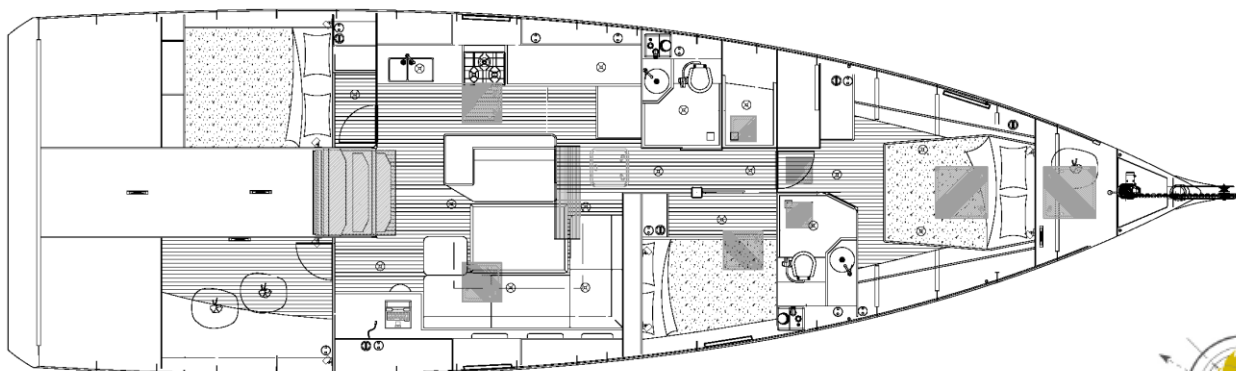
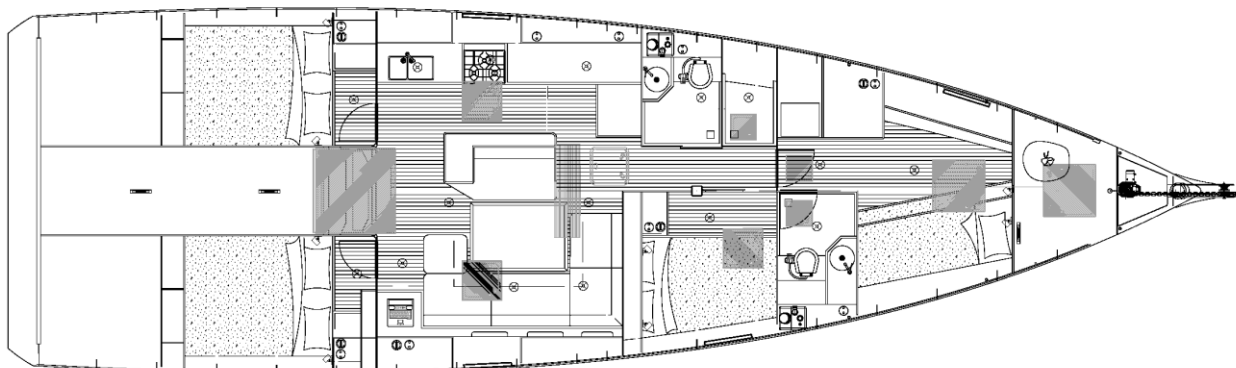
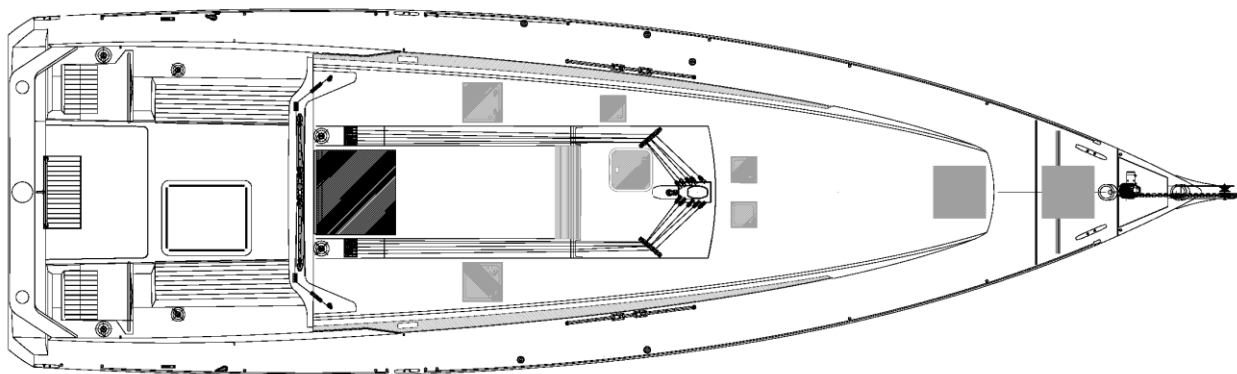
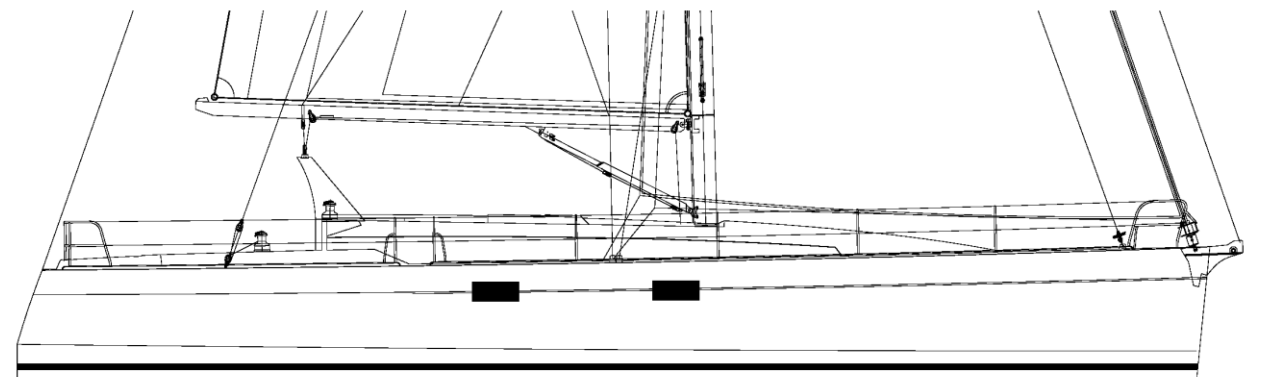


Ovni
52 evolution





Standard DESCRIPTION and INVENTORY

I. GENERAL SPECIFICATIONS

- Architect	Marc Lombard
- Design category	A – 8 persons
- Materials	Aluminium 5083 H11 and 6060 T6 profiles 35 Gloss varnished vertical slab oak (option horizontal grain)
- Hull length L_H	16.34 m (53'7")
- Length on waterline L_{WL}	15.49 m (50'9")
- Maximum beam	4.88 m (\cong 16')
- Draught (min./max.)	1.40/3.55 m (4'7"/11'8")
- Air draught	24.20 m / 79'5" excluding superstructure
- Displacement (light/maximum load)	16,600 kg/ 21,650 kg (16 tons 756 lb /21 tons 703 lbs)
- Ballast	2,775 kg /(2 tons 1637 lbs)
- Centreboard	500 kg (1102 lb)
- Freshwater capacity	2x300 l (65 gal 8 pt)
- Fuel tanks	2x400 l (87 gal 8 pt)
- Blackwater tank	2x55 l (12 gal)
- Sail area upwind	143 m² (171 yd²)
- Mainsail area	72 m ² (\cong 86 yd ²)
- Genoa area	71 m ² (\cong 85 yd ²)
- Staysail area	45 m ² (\cong 54 yd ²)
- Gennaker area:	150 m ² (\cong 179 yd ²)
- Spinnaker area	220 m ² (\cong 263 yd ²)
- Engines	Volvo D2-75 shaft line (75 hp 50kW)
- Maximum power allowed	110 hp (82 kW)

II. DECK FITTINGS

- Exotic wood external woodwork
- Non slip paint on horizontal surfaces
- Anodised bow-plate with double bow rollers
- Aluminium toerails
- Self-bailing chain locker, clench bolt
- Vertical electric windlass 1500W chain grab \varnothing 10 and gypsy
- Stainless steel Swedish-style anchor pulpit, LED bi-colour lights
- S/s aft pulpits with horseshoe buoy bracket and exotic wood outboard engine bracket.
- Sheathed double lifelines on s/s stanchions and gangway port on either side
- 2 bow mooring cleats 450 mm
- 2 aft mooring cleats 450 mm
- 2 midship spring cleats 450 mm
- Anodised aluminium chain-plates with s/s bushing
- 2 fore cabin hatches (700x700 and 325x325) with blind/ mosquito screen
- 1 forward shower hatch (325x575) with blind/mosquito screen
- 1 forward passageway hatch (575x575) with blind/mosquito screen
- 1 starboard fore cabin hatch (575x575) with blind/mosquito screen
- 1 aft shower hatch (325x325) with blind/mosquito screen
- 1 saloon hatch (575x575) with blind/mosquito screen
- 1 galley hatch (415x275) with curtain/mosquito screen
- 5 fixed hull portholes (600x150) with curtains
- 2 Plexiglas coachroof coaming with curtains with 1 built-in opening porthole
- 2 opening portholes in the cockpit (350x170) starboard aft cabin with curtain
- 2 aluminium dorade vent boxes
- 1 mainsail track on arch with traveller car adjustment per sheet track

- 2 genoa/staysail sheet tracks with 4 piston adjusted traveller cars
- Return sheet leads on winches
- 2 locking winch handles
- 2 65 AST genoa sheet winches
- 2 50 AST genoa/staysail sheet winches
- 2 45 AST mainsail sheet winches and halyards on coachroof
- 2 sheave boxes (x6) leading halyards and reefs back to the cockpit
- 2+6 halyard, reef and centreboard manoeuvring clutches on coachroof
- 6 grab rails on coachroof
- Water, fuel, black water fillers on deck
- Skirt hot and cold water shower
- Engine ventilation grill on skirt
- Swim platform with s/s ladder and place to house liferaft
- Harness clip-in attachment points
- Block + fairleads with cam clutch for genoa furler line feeders

III. RIGGING

- Anodised aluminium mast installed on deck, 2 levels of swept back spreaders
- LED mooring and masthead navigation lamps, deck floodlight
- Mast step with 9 blocks
- Anodised Aluminium boom fitted with outhaul and 3 reef lines leading back to cockpit
- Genoa furling system
- 1 rigid boom down-haul with tackle
- S/s standing fractional rigging:
 - 1 forestay
 - 1 removable inner forestay with adjustable bottlescrew
 - 2 backstays (1 backstay insulated on option)
 - 2 upper shrouds
 - 2 inter shrouds
 - 2 aft lower shrouds
 - 2 runners with textile tackle
- Running rigging
 - 1 mainsail halyard
 - 1 genoa halyard
 - 1 forestay halyard
 - 1 boom topping lift
 - 2 genoa sheets + 2 forestay sheets + 2 main sail sheets

IV. SAILS

- Dacron cross-cut mainsail, 3 reefs, lazy bag and battens
- Furling Dacron cross-cut genoa, bag
- Cross cut Dacron staysail on snap hook, bag

V. COCKPIT

- Large self-draining cockpit open to the stern
- Slatted exotic wood bench seat, cockpit floor and synthetic teak skirt
- Coaming shelves with permanent ventilation of aft cabins
- Aluminium rudder stock, emergency tiller deck plate on transom
- 2 leather sheathe helm stations with Ø1000 steering wheel, compass, compass cover, stainless steel arch, controls and engine display (starboard)
- 2 cockpit lockers that can be secured with restraint
- Hatch to aft technical area at the back of the cockpit
- Gas bottle locker on skirt with water runoff

- 1 skirt locker to stow aft anchoring gear
- Manual bilge pump
- 2 opening portholes in the cockpit per aft cabin with curtain
- Companionway door stows away in cockpit bottom
- Harness clip-in attachment points

VI. COMPANIONWAY

- Smoked altuglass Sliding companionway hatch
- Smoked altuglass companionway door in 2 sections with vents and stainless steel lock
- Exotic wood frame
- 2 leather-covered s/s handrails
- Solid wood non-slip companionway steps
- Engine access under jack lifting companionway

VII. NAVIGATION STATION

- Chart table with chart storage
- Articulated navigator's seat
- Bookshelf and storage
- Electric control panel with 20 functions at 12V, 5 functions at 220V, 1 socket at 12V, 1 USB socket, 1 socket at 220V, leak tester, water and fuel gauge
- Electronics control panel
- 1 flexible chart reading light + 1 LED spotlight

VIII. SALOON

- U-shaped settee and facing settee
- Large storage space under seating
- Large fixed table for 8 guests
- Upholstered foam cushions, 10cm thick + headboard
- Side shelf behind seat back
- Upholstered lining on ceiling and wood + lining on hull sides
- Teak laminated soles with light-coloured stripes or dark wengé flooring
- 1 saloon hatch (575x575) with blind/mosquito screen
- 1 fixed hull porthole (600x150) with curtains
- Plexiglas coachroof coaming with curtains, 1 opening porthole built into Plexiglas
- 6 LED spotlights
- Aluminium pillar

IX. GALLEY

- L layout
- Formica worktop with solid wood fiddles
- Built-in s/s double bowl sink
- Pressurized hot and cold-water
- Seawater foot pump (with backup fresh water)
- Gimballed s/s two-burner stove with oven with s/s protection rail
- 130 l front-opening 12V refrigerator
- Storage cupboard under sink
- 2 door dish cabinet with 2 shelves
- Storage locker in the saloon seating back
- Shelf behind the stove with bottle rack
- Ventilation through deck hatch opening (575 x 575) with blind/mosquito screen
- Plexiglas coachroof coaming with curtain, 1 opening porthole built into Plexiglas
- 3 LED spotlights, 2 sockets at 220V

X. FORE CABIN (OWNER)

- Central double berth 200x150 cm with shelf
- 10cm thick upholstered mattress
- Storage lockers under lower berth, drawers on front
- Hanging locker
- Storage locker
- Locking door separating cabin from saloon and retaining hook to maintain open
- Teak laminated soles with light-coloured stripes or dark wengé flooring
- Upholstered lining on ceiling and wood + lining on hull sides
- Ventilation through opening deck hatch (575x575) with blind/ mosquito screen
- 2 fixed hull portholes (600x150) with curtains
- 3 spotlights, 2 LED directional reading lights
- 2 sockets at 220V, 2 USB sockets
- En suite head compartment (same for forward head compartment)

XI. FORE CABIN (BUNK BERTHS)

- Bunk berths 200x85 cm
- 8cm thick upholstered mattress
- Storage lockers under lower berth
- Hanging locker
- Storage locker
- Locking door separating cabin from saloon and retaining hook to maintain open
- Teak laminated soles with light-coloured stripes or dark wengé flooring
- Upholstered lining on ceiling and wood on hull sides
- Ventilation through opening deck hatch (575x575) with blind/ mosquito screen
- 2 spotlights, 2 LED directional reading lights

XII. FORWARD HEAD AND SHOWER COMPARTMENT

- Locking separating door
- White laminated bulkheads
- Cabinet with storage
- White laminated worktop, cabinet behind the washbasin
- Mirror
- Exotic wood shower grating
- Manuel pump toilet, black plastic water tank (55L)
- Washbasin + hot and cold pressurized spray tap
- 1 electric shower discharge pump
- Ventilation through opening deck hatch (325x325) with blind/ mosquito screen
- 1 LED spotlight, 1 220V socket in unit.

XIII. SIDE STARBOARD FORE CABIN

- Double berth 205x135 cm
- 10cm thick upholstered mattress
- Storage lockers under lower berth, drawers on front
- Hanging locker
- Storage locker
- Sliding locking door separating cabin from saloon
- Teak laminated soles with light-coloured stripes or dark wengé flooring
- Upholstered lining on ceiling and wood on hull sides
- Ventilation through opening deck hatch (575x575) with blind/ mosquito screen
- 1 spotlight, 2 LED directional reading lights
- 1 socket at 220V, 1 USB socket

XIV. AFT CABIN(S)

- 1 double berth 200x160 cm
- 10cm thick upholstered mattress
- Storage under berth, storage locker with hanging locker
- Locking door separating cabin from saloon and retaining hook to maintain open
- Side inspection hatch to engine
- Teak laminated soles with light-coloured stripes or dark wengé flooring
- Upholstered lining on ceiling and wood on hull sides
- Ventilation by opening porthole aft side of coachroof (350x170) and cockpit (350x170) with curtains
- 1 fixed hull porthole (600x150) with curtains
- 1 spotlight, 2 LED directional reading lights, 1 socket at 220V, 1 USB socket
- Electric circuit breaker on port berth front

XV. AFT HEAD-SHOWER COMPARTMENT

- Locking door separating cabin from saloon
- White laminated bulkheads
- Storage locker with mirror
- White laminated worktop, cabinet behind washbasin
- Ventilation through opening deck hatch (325x325) with blind/ mosquito screen
- 1 LED spotlight, 1 socket at 220V in unit.
- Separate shower with exotic wood shower grating, shower pump

XVI. SAIL LOCKER (STANDARD LAYOUT)

- Sail locker located starboard of companionway
- Door to heads compartment
- 1 floor neon light

XVII. MECHANICS – ELECTRICITY

- Volvo D2-75 sail drive, 75 hp insulated two-pole diesel engine
- Ø30 s/s shaft with Volvo rotary shaft seal and fixed three blade propeller, sacrificial anode
- Soundproof ventilated engine compartment
- 3 AGM service batteries \cong 130Ah 1 engine battery 70 Ah
- Battery charger (60A) and 120A load distributor
- 40 l water heater, 220V supply and via engine heat exchanger
- 1 automatic electric bilge pump with switch on control panel

XVIII. CENTREBOARD AND RUDDER

- Hydraulic command for lifting and lowering centreboard with position indicator
- Twin helm station in cockpit
- Twin rudders on self-aligning bearings

Alubat Chantier Naval regularly improves its models thanks to feedback from customers and the developments made by its teams. The specifications in this document are not binding and ALUBAT reserves the right to update them without notice.



ALUBAT CHANTIER NAVAL

ZI Les Plesses – 42 avenue Louis Bréguet

85180 Le Château d'Olonne - France

Tel: +33 (0)6 51 21 08 02

Email: info@alubat.com

Limited company with a registered capital of 680,000 Euros

RCS La Roche sur Yon 7999089 750

www.alubat.com